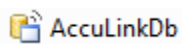


Document Description

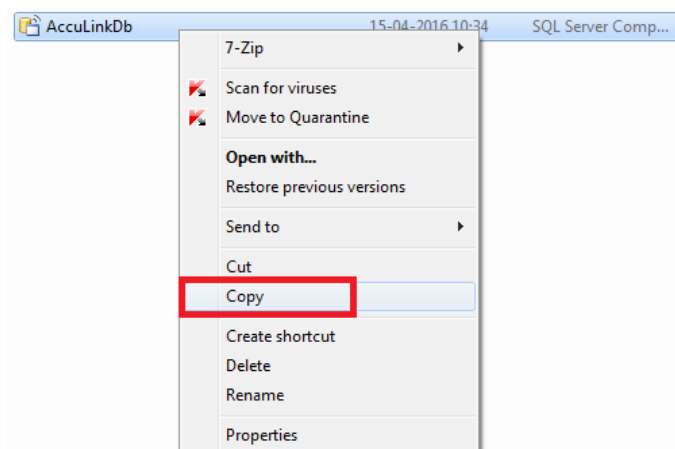
The document describes how to back up the Madsen Accuscreen Acculink database and transfer it to a new PC.

Database backup:

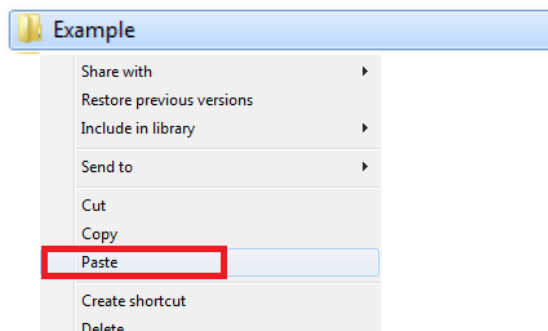
1. The Acculink database is located in: C:\ProgramData\GN Otometrics\AccuLink



2. For backup purpose, right click on the database file and select **“copy”**.

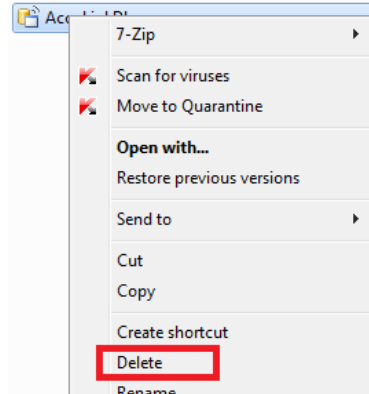


3. Select another folder for the database back up file, right click and select **“paste”**



Backup database used on a new Acculink installation:

4. After having installed Acculink on a new PC, delete the installed database file located in C:\ProgramData\GN Otometrics\AccuLink.



5. **“Copy”** the database file from the previous selected backup folder and **“Paste”** it into C:\ProgramData\GN Otometrics\AccuLink.

